

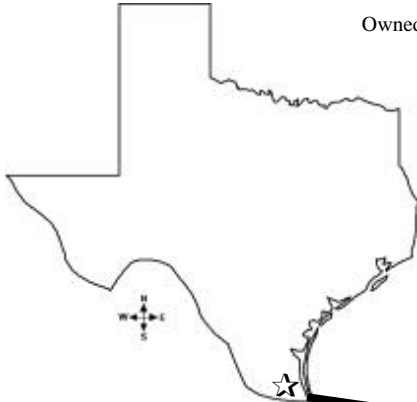
South Padre Island Golf Club

#1 Golf House Road • Laguna Vista, Texas 78578
956-943-3622 • Fax 956-943-2070
www.spigolf.com • Email: jgonzales@spigolf.com

Owned and operated by Landmark National



South Padre Island

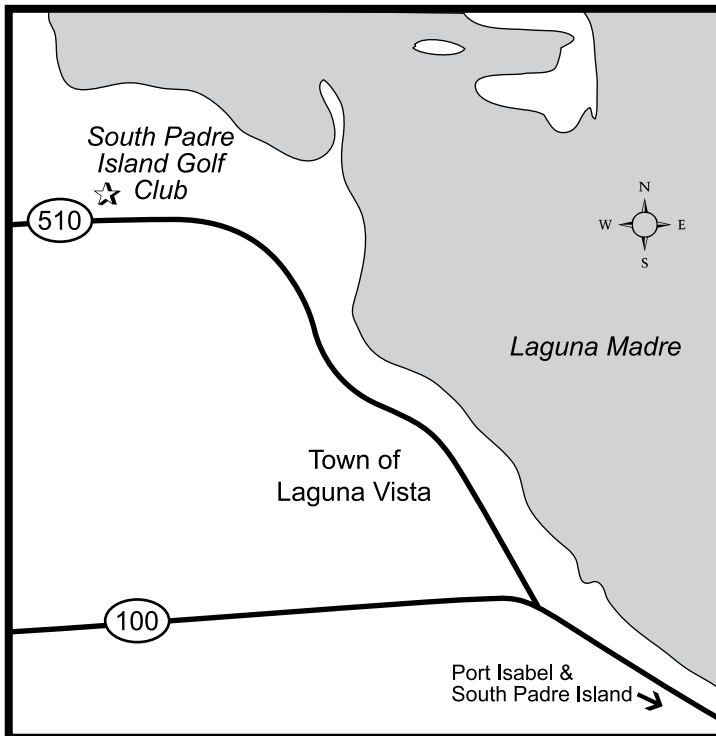
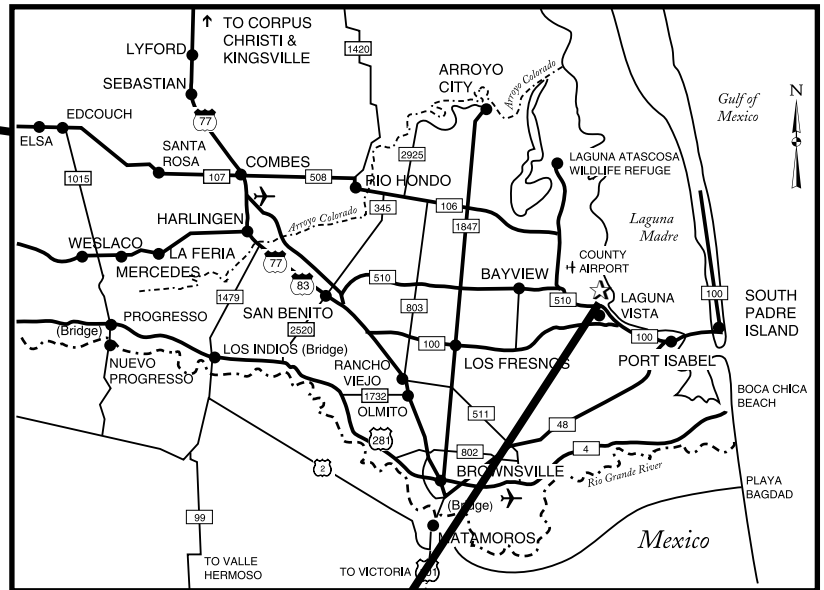


How to Find Us...

We are located in Laguna Vista at the southernmost tip of Texas across the beautiful Laguna Madre bay from South Padre Island. Nearest major airports are in Harlingen and Brownsville.

Take Expressway 77/83 South from Harlingen to Highway 100 (South Padre Island Exit). Travel east (turn left) on Hwy 100 to the intersection of Hwy 510 in Laguna Vista. Turn left on Hwy 510 and continue through the town of Laguna Vista.

If driving from Brownsville, take Hwy 48 to Port Isabel and turn left on Hwy 100. Continue to Hwy 510, turn right and drive through Laguna Vista.



When you arrive at the SPI Golf Course Main Gate, turn right and then take an immediate right again to access the entrance to the Main Office and Homeowners Clubhouse parking lot. The check-in desk is in the left side door as you are facing the Clubhouse.

If you are arriving outside regular office hours (7:30 a.m.–5:00 p.m.) you may pick up your check-in packet at the Pro Shop (if open) or from the security officer at the Main Entrance.